



Crown Royal Stoves

Pristine Series



EPA WHITE
TAG QUALIFIED



HIGH EFFICIENCY INDOOR WOOD FURNACE

WOOD-ELECTRIC HYBRID
90% CLEANER BURNING
LONG BURN TIMES
89% EFFICIENCY

REFIRES AUTOMATICALLY FROM STANDBY
GASIFICATION TECHNOLOGY
SMOKE FREE COMBUSTION
INDOOR INSTALLATION



Crown Royal Stoves

PRISTINE SERIES 1000

Pristine Series indoor wood boilers deliver all the comfort and convenience of conventional furnaces while protecting the environment for the next generation to enjoy. EPA White Tag qualified *Pristine Series* combine high efficiency heating technology and low emission smoke free combustion with a readily accessible and renewable fuel to make wood the heating choice of the future.

Splitting wood is obsolete with a large firebox operating best with large diameter logs a few inches shorter than the length of the firebox. The wide firebox door makes loading quick and simple. With new clean burning technology, the *Pristine Series* does most of the work - combustion and cleaning. When necessary, ash is easily swept from the lower burn chamber into the furnace-wide ash pan.

The *Pristine Series'* Easy Flue design and the flue cleaning rod (included) make sweeping out the flues a quick and simple process. The *Pristine Series* is easy to integrate into practically any home's existing heating system. It can be installed into a 5" or 6" chimney liner and connected to floor heat or existing duct work with a water-to-air heat exchanger.



EPA WHITE TAG QUALIFIED

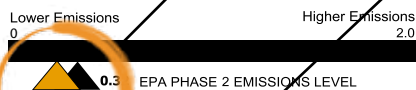
PHASE 2 QUALIFIED

U.S. Environmental Protection Agency Hydronic Heater Program

Phase 2 Qualified models are cleaner and pollute less than those models that have not met this emission level. Exposure to smoke has been associated with respiratory illness and other health problems. Models that have lower smoke emissions may reduce your risk.

For more information go to www.epa.gov/burnwise

HYDRONIC HEATERS SMOKE EMISSIONS RANGE



Heaters with lower emissions produce less smoke when installed and operated properly.

| | |
|----------------------------|---|
| MANUFACTURER: | Pro-Fab Industries |
| MODEL NUMBER: | Pristine Series 1000 |
| 8-HOUR OUTPUT RATING: | 48,721 BTU/HR ** |
| 8-HOUR AVERAGE EFFICIENCY: | 78% (using higher heating value) 89% (using lower heating value) |
| PARTICLE EMISSIONS: | 2.5 GRAMS/HR (average) 3.8 GRAMS/HR (maximum test run) 0.14 LBS/MILLION BTU INPUT 0.24 LBS/MILLION BTU OUTPUT 0.08 GRAMS/HR/10,000 BTU OUTPUT |

EPA has determined, based on testing by an accredited independent laboratory, that this model qualifies at the Phase 2 emissions level for U.S. EPA's Voluntary Program.

90% CLEANER BURNING!

White Tag qualified hydronic boilers reduce emissions by more than 90% over conventional wood furnaces. *Pristine Series* emission levels are well below EPA standards, protecting the environment for a greener future!

UP TO 125,000 BTU/HR HEAT OUTPUT!

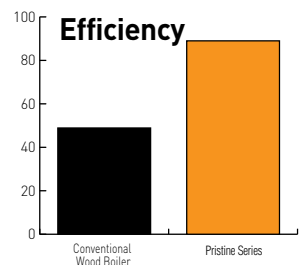
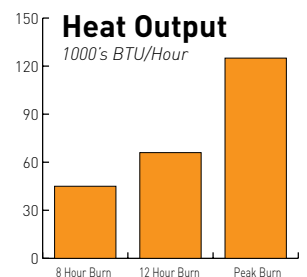
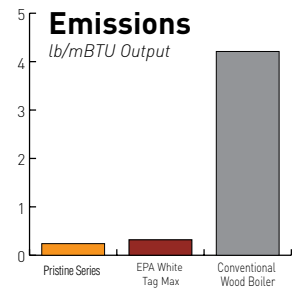
Heat your home, garage and domestic hot water with an *Pristine Series* wood gasifier. Producing 66,000 BTU/hr on an 8 hour burn* and offering an electric element option, *Pristine Series* makes wood heat a convenient, cost effective alternative heating solution.


89% EFFICIENCY!

Cut your fuel requirements and loading time in half with an *Pristine Series* by burning both the wood and the gases released from the wood, the *Pristine Series* can produce twice the heat from the same quantity of wood.

*Heat output and efficiency may vary based on wood type, quality and moisture.

**EPA 8 hour output rating test based on 10 lbs of wood/cubic foot of firebox, which means that this rating is based on a furnace that is only partially full.





PRISTINE SERIES 1000 UP CLOSE

1 Water Level Indicator

Monitor furnace water levels at a glance.

2 Temperature Control Set the furnace to maintain water temperature at your desired level with the user friendly control panel.

3 Smoke Free Loading

Exhaust exit lever activates the revolutionary air curtain and rear exhaust exit to direct exhaust and gases out the chimney when the loading door is open.

4 Exhaust Curtain Keep exhaust out of the room when loading; the exhaust curtain swings inward for loading simplicity.

5 Fire Brick Refractory

Stores heat in the firebox for hours, reigniting the wood quickly on a demand for heat.

6 Primary Burn Chamber

Wood in the sealed firebox burns whenever air is introduced and does not smolder between cycles.

7 Loading Door Extra large size for ease of loading and heavy duty construction for long life.

8 Premium Bat Insulation

Will not oxidize or shrink; keeps heat inside the furnace and the outside safe to touch.

9 Seamless Flues

Transfer heat to the water jacket quickly and efficiently; simple to clean from rear clean out port.

10 Secondary Burn Chamber

Exhaust gases from the firebox are injected with air and burn at up to 2,000°F to achieve nearly 100% fuel combustion.

11 Durable Construction

Solid steel workmanship with removable components for simple installation.

12 Water Reservoir

Stores heated water to heat your home by a forced air or radiant heating system.

13 Ash Door Wide insulated door makes ash cleanup from the gasification chamber and flues simple.

14 Ash Tray Easily dispose of ash with this removable slide out ash tray.

15 Extension Legs (optional)

Set the furnace at the most comfortable height for loading.

HOW IT WORKS

The *Pristine Series* uses a process called wood gasification to produce highly efficient combustion in the furnace's dual burn chambers.

1 Firebox Wood burns from the bottom up, drying the top layer; the fire brick lining absorbs heat and maintains burn chamber temperatures to reignite quickly on demand.

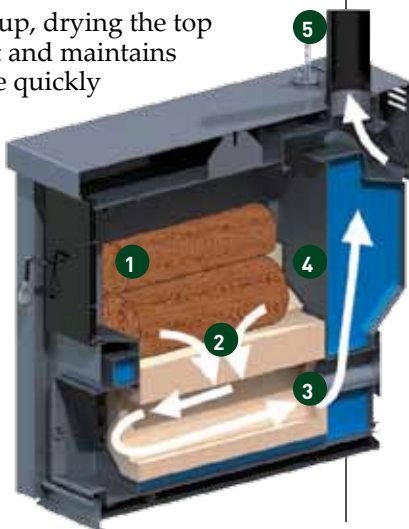
2 Exhaust Forced down into the lower burn chamber.

3 Secondary Burn Chamber Exhaust burns at up to 2,000oF (1093oC).*

4 Flues Exhaust air escapes through multiple heat exchange flues running through the water jacket, transferring heat quickly and efficiently.

5 Chimney Exhaust has cooled to 350oF (177oC)* by the time it exits the chimney.

*May vary based on fuel type, burn rate and other conditions.



FEATURES

Comfort

- Self-regulating combustion controls
- Maintains constant water temperatures
- Heat available on demand
- Heat does not fluctuate
- Refractory fire brick lining retains heat
- Install in basement or garage

Efficiency

- Dual combustion downdraft system
- EPA White Tag qualified
- Reduces emissions by 90%
- EPA Qualified at 89% efficiency*
- Gasification technology
- Wood-Electric Hybrid

Security

- Meets CSA/UL safety standards
- Air Curtain prevents gases from escaping
- Dual lock system
- Well insulated exterior
- Smokeless loading

WOOD-ELECTRIC HYBRID

The *Pristine Series* Electric Element Unit makes wood heat a practical option for busy lifestyles and makes the *Pristine Series* a versatile, convenient and cost effective alternative to fossil fuels.

Features

- Separate programmable control panel
- Switch easily between electric and wood
- Set electric as backup to wood furnace when you are away
- Use electric elements to heat domestic water during the summer
- Factory installed or add on package
- UL/CSA Listed



SPECIFICATIONS

FURNACE SPECIFICATIONS - MODEL 1000

| | | |
|--------------------------------|---------------------|-----------------|
| Heat Output (Peak)* | 125,000 BTU/hr | 37.0 KW/hr |
| Heat Output (8 Hour Burn)* | 66,000 BTU/hr | 19.3 KW/hr |
| Heat Output (12 Hour Burn)* | 45,000 BTU/hr | 13.2 KW/hr |
| Furnace Width | 28" | 71 cm |
| Furnace Height | 48" | 122 cm |
| Furnace Length | 52" | 132 cm |
| Firebox Dimensions - W x H x L | 19" x 21" x 28" | 48 x 53 x 71 cm |
| Firebox Volume | 6.1 ft ³ | 173 L |
| Loading Door Opening | 16" x 14" | 41 x 36 cm |
| Flue Collar Diameter | 6" | 15 cm |
| Log Length | 24" | 61 cm |
| Log Diameter | 6" | 15 cm |
| Furnace Weight | 945 lb | 429 kg |
| Water Capacity | 60 US Gal. | 227 L |

FEATURES

| | |
|---------------------------|----------------------------|
| 4.5 KW Electric Elements | 1 to 4 Elements (Optional) |
| Flue Cleaning Brush | Included |
| Ash Rake | Included |
| Extension Legs (7"/18 cm) | Optional |

MINIMUM CLEARANCE TO COMBUSTIBLES

| | | |
|----------------------------|-----|--------|
| Flue Pipe/Side & Back Wall | 12" | 31 cm |
| Front | 48" | 122 cm |
| Ceiling | 24" | 61 cm |

*Results may vary based on fuel type, moisture and quality.

Product specifications and appearance subject to change.

Your Official Local Dealer

ND NORTHLAND Distributing & Manufacturing, INC. P.O. Box 1237 Ship: 2716 Crescent Dr. International Falls, MN 56649

Toll Free: (866) 361-7355

Phone: (218) 283-3416

Fax: (218) 283-5786

www.crownroyalstoves.com
www.northlanddistrib.com

